

HOW TO BUY



CLICK 'BUY'

INSERT PHONE NUMBER



OPEN YOUR WALLET AND
CLICK 'RECEIVE'



SCAN YOUR ADDRESS



INSERT CASH ONE BY ONE
(RM 50/RM100 NOTE)



CLICK 'SEND COIN' IF YOU DONE




HOW TO SELL




CLICK 'SELL'

INSERT PHONE NUMBER



INSERT AMOUNT TO CASH OUT



CLICK 'CASH OUT' IF YOU DONE

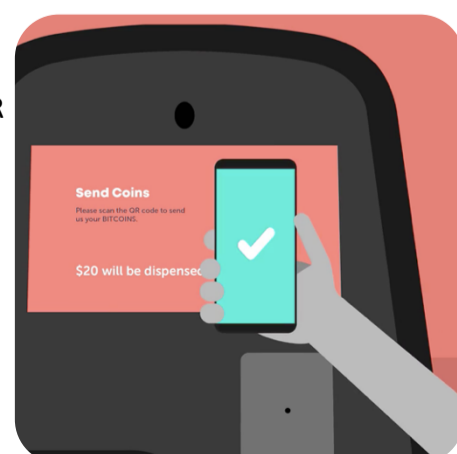


OPEN YOUR
WALLET AND
CLICK 'SEND'



COLLECT YOU CASH

SUBMIT TO
CONFIRM YOUR
CASH OUT



SCAN QR
APPEAR ON THE
ATM SCREEN

